

CX60D



MINI EXCAVATORS

D-Series



Engine V2607-CR-T
Engine power 44.3 kW - 60.2 hp
Operating weight 5970 kg

SPECIFICATIONS

CX60D

ENGINE

Type _____ KUBOTA V2607-CR-T - STAGE 5
 Max. Power (2300 rpm) (kW / hp) _____ 44.3 - 60.2
 Displacement (cm³) _____ 2615
 Number of cylinders (n°) _____ 4
 Cooling _____ Liquid
 Consumption (l/h) _____ 7.6
 Alternator (V) _____ 12 (60 A)
 Battery V (Ah) _____ 12 (95)

HYDRAULIC SYSTEM

Circuit Type _____ Load Sensing closed center system
 with "Flow Sharing" control valve
 Pump type _____ 1 LS hydraulic variable pump
 with electronic control + 1 gear pump
 Pump displacement (cm³) _____ 71 + 14
 Pump capacity (l/min) _____ 141 + 27.8
 Max. circuit calibration pressure (bar) _____ 280
 Auxiliary system (max pressure):
 AUX 1 single or double effect _____
 with priority (l/min) _____ 85 - 200 bar
 AUX 2 double effect (l/min) _____ 60/40 - 280 bar
 AUX 3 double effect optional (l/min) _____ 37/37 - 280 bar

SLEWING & TRAVEL SPEED

Travelling speed
 (AUTO TWO SPEED) (km/h) _____ 1st : 0 ÷ 2.3 / 2nd : 0 ÷ 4.5
 Slew speed (rpm) _____ 11

CONTROLS

Boom, dipper stick,
 bucket and turret swing _____ 2 pilot joysticks
 Track movements (included counter rotation) _____ 2 pilot levers
 Dozer blade _____ pilot lever
 Priority auxiliary system with holding function
 AUX 1 (single or double effect) _____ electroproportional
 switch on right joystick

Auxiliary system AUX 2
 (double effect) _____ electroproportional
 switch on right joystick

Low priority auxiliary system
 AUX 3 (double effect) _____ electroproportional
 switch on left joystick

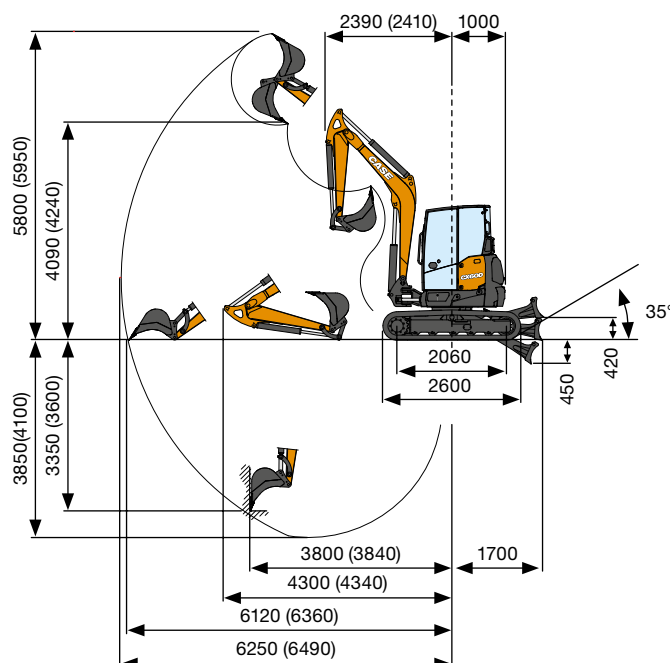
Boom swing _____ electroproportional switch on left joystick

WEIGHTS

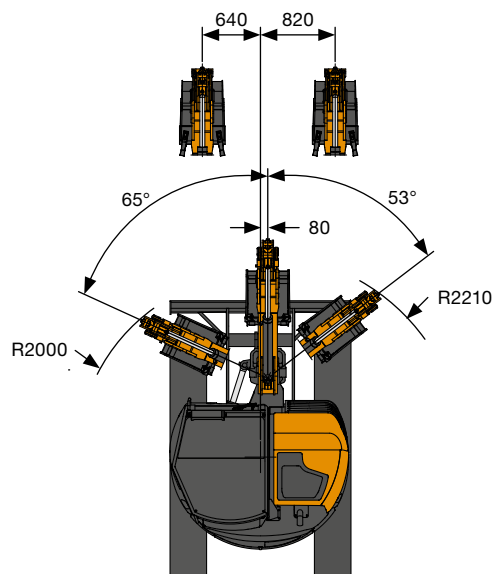
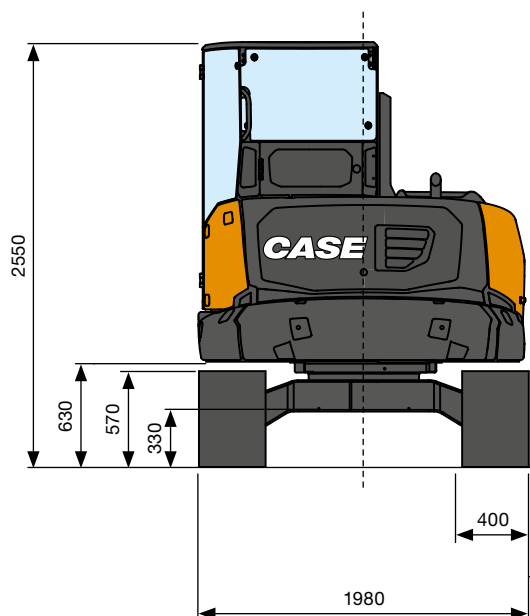
Transport Weight with cab (kg) _____ 5740
 Operating weight with cab
 (with rubber tracks) ISO 6016 (kg) _____ 5970

CIRCUIT AND COMPONENT CAPACITIES

Fuel tank (l) _____ 85
 Hydraulic oil tank (l) _____ 60
 Hydraulic circuit capacity (l) _____ 80
 Cooling system capacity (l) _____ 12
 Engine oil (l) _____ 10.2



PERFORMANCE DATA		Std. Arm 1650 mm	Opt. Arm 1900 mm
Max. digging depth	mm	3850	4100
Max. dumping height	mm	4090	4240
Bucket breaking force ISO 6015	daN		5300
Arm breaking force ISO 6015	daN		3300
Traction force	daN		6500
Ground bearing pressure with rubber tracks	kg/cm ²		0.31
Max. slope			60% - 30°



GENERAL DIMENSIONS

Maximum width	mm	1980
Total height	mm	2550
Tracks width	mm	400
Rear rotation radius	mm	1000
Digging arm length standard (optional)	mm	1650 (1900)
Rollers number (for each side)	n°	5/1

LIFTING CAPACITY

CX60D

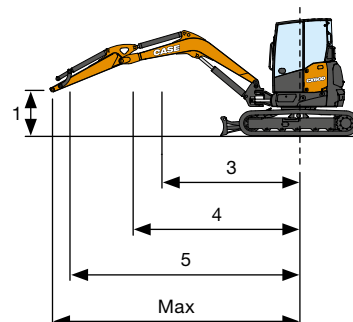
Opening arm from the rotation's center (m)
Lifting capacity (kg) at 1.0 m height

LIFTING CAPACITY	3	4	5	Max
Frontal and lowered dozer blade	3310*	2200*	1740*	1620*
Frontal and lifted dozer blade	1710	1110	800	720
Lateral, open undercarriage	1190	800	580	520

* Indicates the hydraulic load limit.

The lifting capacity is based on the ISO 10567 and it does not exceed more than the 75% of static tipping load or more than the 87% of the hydraulic lifting capacity of the machine.

Standard dipper stick L = 1650 mm
(Optional dipper stick L = 1900 mm)



STANDARD AND OPTIONS

STANDARD EQUIPMENT

- + Tilttable Cab (ROPS/TOPS - FOPS Level 1)
- + Automatic Air Conditioning and Heating
- + Automatic Courtesy light
- + DAB Radio, Bluetooth, USB, Memory card SD/SDHC, Aux-in
- + Electric socket on the roof for Rotating Beacon
- + Windshield washer
- + Rear-view mirrors (left, right, rear)
- + Fabric seat with Premium Mechanical suspension
- + Standard arm
- + Boom Lift cylinder and dozer blade cylinder protection
- + Standard counterweight
- + Air Filter with drain valve and electric anti-clogging indicator
- + Hydraulic Reversible Fun Drive with automatic functionality
- + Electric fuel refill pump with auto-stop function
- + Servo-assisted hydraulic joysticks with Electro-Hydraulic proportional controls
- + Electro-Hydraulic proportional Swing control
- + 1st Auxiliary (AUX1) circuit with Electro-Hydraulic proportional control
- + 2nd Auxiliary (AUX2) circuit with Electro-Hydraulic proportional control
- + Digital cluster with AUX1, AUX2 and AUX3 flow settings
- + Block valves on swing cylinder
- + Electric diverter between Single effect and Double effect AUX1
- + 2 speed travel with Automatic Shift Down (from 2nd to 1st gear if more traction is required) and Shift-up
- + Electronic Proportional RPM control with Auto-Idle
- + Rubber tracks
- + Standard Dozer Blade
- + Operator manual
- + Ignition key, which opens every machine lock
- + Standard LED working lights (boom, right-front hood and cab-front)
- + Battery disconnect switch
- + Variable Volume Pump
- + Standard Hydraulic oil and Lubricants
- + CASE Sitewatch and SiteConnect

OPTIONAL EQUIPMENT

- + Anti-Theft
- + Fabric seat with Pneumatic suspension
- + Fabric seat with Pneumatic suspension and Heating
- + Rear view camera
- + Travel alarm
- + Long arm
- + Additional counterweight - Light
- + Additional counterweight - Heavy
- + 3rd Auxiliary (AUX3) circuit with Electro-Hydraulic proportional control
- + Grapple provision (AUX3 with flow diverter from bucket cylinder)
- + Direct Drainage to tank
- + Block valves on dozer blade cylinder
- + Object handling kit (block valves on boom and arm, lifting hook and load chart)
- + Steel tracks
- + 6X1 (Angle/Tilt) Dozer Blade
- + Dozer Float
- + Extra LED working lights (cab-rear)
- + Rotating beacon
- + Bio Hydraulic oil and Lubricants
- + Automatic Centralized Lubrication
- + High Flow provision (i.e. for Mulcher): max constant flow of 60 l/min at 180 bar
- + Hydraulic quick coupler provision (Single or Double Effect)
- + Mechanical and Hydraulic quick couplers
- + Buckets

CASE AFTERMARKET SOLUTIONS

- + Superior Protection grid (FOPS Level 2)
- + Front Protection grid (Level 2)
- + Arm cylinder and bucket cylinder protection
- + Rubber pads for steel tracks
- + Geogrip tracks
- + Vast variety of attachments
- + Full range of Mechanical and Hydraulic quick couplers
- + Full range of Buckets

CNH Industrial
Deutschland GmbH
Case Baumaschinen
Benzstr. 1-3 - D-74076 Heilbronn
DEUTSCHLAND

CNH Industrial
Maquinaria Spain, S.A.
Avenida Aragón 402
28022 Madrid - ESPAÑA

CNH Industrial France, S.A.
16-18 Rue des Rochettes
91150 Morigny-Champigny
FRANCE

CNH Industrial Italia Spa
Lungo Stura Lazio 19
10156, Torino
ITALIA

CASE Construction Equipment
Cranes Farm Rd
Basildon - SS14 3AD
UNITED KINGDOM

NOTE: Standard and optional fittings can vary according to the demands and specific regulations of each country. The illustrations may include optional rather than standard fittings - consult your Case dealer. Furthermore, CNH Industrial reserves the right to modify machine specifications without incurring any obligation relating to such changes.

Conforms to directive 2006/42/EC

CASECE.COM
00800-2273-7373

The call is free from a land line.
Check in advance with your Mobile Operator if you will be charged. Toll free number not available from all calling areas.